


Faucets, Eyewash/Stations Drench Showers & Sinks



Working with the **INSTOCK**® Lab Team is Fast and Easy

Using this catalog

Each catalog focuses on a segment of the over 600 commonly used lab furnishing products. This format will help you to locate the products that you need quickly and easily.

Product Organization

Products have been clearly presented using pictures, specifications, descriptive information and performance data to assist with selection.

Next Steps

If you wish to place an order please CONTACTUS@LFSYSTEMS.com or use the Excel Order Form (link) that follows the list of catalogs. (Note: The order form link requires an Excel Spreadsheet app.)

Faucets

Mixing Faucets


- Mixing faucets are deck-mounted and have an option for a vacuum breaker
- They come with four-arm or blade handles
- They are chrome plated brass with an 8" swivel gooseneck
- Valves are self-contained units with replaceable stainless steel seats

Four-arm Handle with Vacuum Breaker



Part Number	Type
L412-8VB	Four-arm handle with vacuum breaker

Four-arm Handle without Vacuum Breaker



Part Number	Type
L412-8	Four-arm handle without vacuum breaker

Blade Handle with Vacuum Breaker



Part Number	Type
L412-8VB-BH	Blade handle with vacuum breaker

Blade Handle without Vacuum Breaker



Part Number	Type
L412-8-BH	Blade handle without vacuum breaker

Cold Water Faucets

- Cold water faucets are deck-mounted and have an option for a vacuum breaker.
- They come with a four arm or blade handle
- They are chrome plated brass with an 8" swivel gooseneck
- Valves are self-contained units with replaceable stainless steel seats

Four-arm Handle with Vacuum Breaker



Part Number	Type
L611-8VB	Four-arm handle with vacuum breaker

Four-arm Handle without Vacuum Breaker



Part Number	Type
L611-8	Four-arm handle without vacuum breaker

Blade Handle with Vacuum Breaker



Part Number	Type
L611-8VB-BH	Blade handle with vacuum breaker

Blade Handle without Vacuum Breaker



Part Number	Type
L611-8-BH	Blade handle without vacuum breaker

Faucets

Foot Operated Faucet



- Foot operated faucet is deck mounted with a vacuum breaker.
- Faucet is chrome plated brass with 8" swivel gooseneck.
- Valves are self-contained units with replaceable stainless steel seats.
- Faucet has a floor mounted foot operated valve.

Part Number	Type
L084-8-3001-BH	Foot operated with vacuum breaker

DI/RO Faucet



- DI/RO faucet is deck mounted for distilled, deionized or reverse osmosis water.
- Faucet with a 6" spread and has exterior brass casing and interior lining of inert polypropylene.
- Faucet has a diaphragm-type valve.
- The handle is a nylon toggle-style lever and a combination manual/self-closing

Part Number	Type
L7833MSC	DI/RO

Aerator



- This aerator is 3/8" NPS male inlet.
- It replaces a serrated hose end and most faucets.

Part Number	Type
BO055	Aerator

Eyewash



- Eyewash mounts on counter next to a sink.
- It swivels 90°
- Water flow is activated by flag handle.
- Each head has a flip open dust cover.
- The eyewash is chrome plated brass.

Part Number	Type
EW806	Right Hand Mounting
EW806LH	Left Hand Mounting

Low Profile Eyewash



- Eyewash mounts on counter next to a sink.
- It swivels 90°
- Water flow is activated by swinging the spray head over sink.
- Each head has a flip open dust cover.
- The eyewash is chrome plated brass.

Part Number	Type
EW805	Right Hand Mounting
EW805LH	Left Hand Mounting

Eyewash/Drench Hose



- Deck mounted dual purpose eyewash/drench hose.
- Water flow is activated by stainless steel lever handle.
- A back flow preventer is included on the inlet of the supply hose.
- Each head has a flip open dust cover.

Part Number	Type
EW1022BP	Eyewash/Drench Hose

Drench Shower/Eyewash Stations

Drench Shower/Eyewash



- Free-standing drench shower made of orange ABS plastic.
- Ball valve operated by a rigid pull rod and easy grip handle.
- Eyewash fixture with stainless steel bowl is provided with four gentle spray heads and a "Push to Operate" ball valve.
- Eyewash and shower operated independently.
- Overall height is 80"

Part Number	Type
SS909	Drench Shower/Eyewash

ADA Drench Shower/Eyewash



- Free-standing drench shower made of orange ABS plastic.
- Ball valve operated by a rigid pull rod and easy grip handle.
- Eye wash fixture with stainless steel bowl is provided with four gentle spray heads and a "Push to Operate" ball valve.
- Eyewash and shower operated independently.
- Overall height is 80".
- Unit complies with ADA requirements for accessibility by handicapped persons (maximum height and reach, minimum knee clearance and distance from obstructions).

Part Number	Type
SSBF909	Drench Shower

Drench Shower

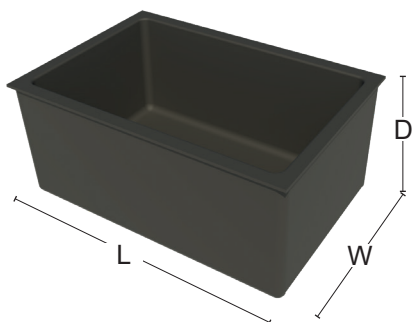


- Emergency shower head assembly is wall mounted.
- It includes a 10" diameter orange ABS plastic shower head.
- Operated by a rigid pull-rod and easy to grip handle.

Part Number	Type
ES643	Drench Shower

Sinks

Drop-In Epoxy Resin Sinks



- These durable black epoxy sinks are chemically resistant, come with coved corners and are pitched to a corner or center drain.
- All tub sinks are furnished complete with a tail piece and strainer.
- Drop in sinks can be converted to be undermount sinks, however cabinet sink supports will be required.

Part Number	Dimensions (L x W x D)	Outlet
D-30	18" x 15" x 11" (45.7 x 38.1 x 27.9 cm)	Center
D-50	24" x 16" x 8" (61 x 40.6 x 20.3 cm)	Center
D-55	25" x 15" x 10" (63.5 x 38.1 x 25.4 cm)	Corner
D-59	28" x 15" x 11.8" (71.1 x 38.1 x 30 cm)	Corner
A-55 (ADA Sink)	25" x 15" x 4.8" (63.5 x 38.1 x 12.2 cm)	Corner

Cup Sink



- This cup sink is of black polypropylene construction.
- Sink is a drop in and includes strainer, cap and drain pipe.

Part Number	Dimensions (L x W x D)	Outlet
LB-U04	6" x 3" x 3.7" (15.2 x 7.6 x 9.4 cm)	Center

Drop-In Stainless Steel Sinks



- These stainless steel sinks are of a seamless die-drawn construction of 18 gauge, Type 304 stainless steel.
- Interior surfaces are polished to a non-porous finish.
- The underside is fully coated and insulated for sound deadening and reduced condensation.
- Self-rimming top mount with stainless steel mounting channels.
- The sink bottoms are pitched to a center drain.
- Crumb strainer and tail piece included.

Part Number	Dimensions (L x W x D)
S-1721-A-GR	21" x 17" x 7.5" (53.3 x 43.2 x 19.1 cm)
S-1925-A-GR	25" x 19" x 7.5" (63.5 x 48.3 x 19.1 cm)
SX-1925-A-GR	25" x 19" x 10.5" (63.5 x 48.3 x 26.7 cm)

Undermount Stainless Steel



- These stainless steel sinks are of a seamless die-drawn construction of 18 gauge, Type 304 stainless steel.
- Interior surfaces are polished to a non-porous finish.
- The underside is fully coated and insulated for sound deadening and reduced condensation.
- The sink bottoms are pitched to a center drain.
- Crumb strainer and tail piece included.
- Sink support required and ordered separately.

Part Number	Dimensions (L x W x D)
USX-1618-A	18" x 16" x 10.5" (45.7 x 40.6 x 26.7 cm)
US-1824-A	24" x 18" x 7.5" (61 x 45.7 x 19.1 cm)
USX-1824-A	24" x 18" x 10.5" (61 x 45.7 x 26.7 cm)
USX-1830-A	30" x 18" x 10.5" (76.2 x 45.7 x 26.7 cm)



Quick Delivery Program

Quick Delivery Lab Furnishings



249 Old Churchmans Road
New Castle, Delaware 19720

PHONE: 302-322-0460

EMAIL: contactus@lfsystems.com

WEB: www.LFSYSTEMS.com

