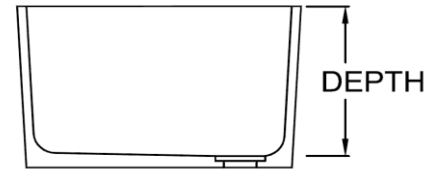
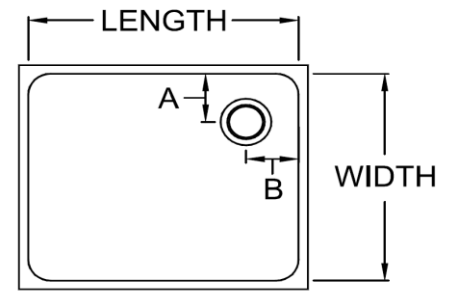


UNDERMOUNT SINK LIST

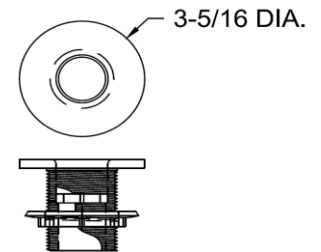
Sink No.	Length	Width	Depth	Outlet Location	A	B	Weight
P03C	12	8	6	Center	4	6	17
P04C	12	6	7	Center	3	6	18
P05C	14	10	6	Center	5	7	22
P05E	14	10	6	End	5	3.5	22
P08C	12	12	8	Center	6	6	25
P10	16	8	7	End	4	3.5	22
P10C	16	8	7	Center	4	8	22
P15	16	12	8	End	6	4.5	34
P15C	16	12	8	Center	6	8	34
P20	16	16	7.5	Corner	4	4	39
P22	18	6.5	6	Center	3.25	9	22
P23C	16	16	12	Center	8	8	54
P24	18	14	10.5	Center	7	9	38
P25	18	15	8	Corner	3.5	3.5	40
P30	18	15	11	Corner	3.5	3.5	49
P30C	18	15	11	Center	7.5	9	49
P33C	21	17	10	Center	8.75	10.62	64
P33E	21	17	10	End	8.62	4.5	64
P35	21	18	10	End	9	4.5	61
P40	21.31	15.5	7	Corner	4	4	60
P43	22.5	10.5	7.37	Center	5.25	11.25	35
P45	21.5	15.5	11	Corner	4	4	64
P49	22	14.5	10.62	Corner	3.5	4	68
P50	24	16	8	End	8	4	54
P50C	24	16	8	Center	8	12	54
P51	24	16	10	End	8	4.5	59
P52	23.62	17.62	10.75	End	9	4	77
P53	24.43	18.43	16.75	End	10.5	4.25	85
P54	23	21	19.12	Corner	6.5	7	95
P55	25	15	10	Corner	3.5	3.5	60
P56	24	16	12	Center	8	12	76
P58	27.75	14.75	8	Off-Center	7.5	11.5	56
P59	28	15	12	Off-Center	7.5	11.5	65
P60	28	20	8.75	Center-Rear	6.56	14	83
P61	30	18	18	Center	9	15	108
P63	31	17	10	End	8.5	4	75
P64	31.25	21.25	12	Center	10.5	15.5	95
P65	35.5	19.56	10	Center	9.75	17.75	100
P66	35.68	19.68	12	Center	9.75	17.75	110
P67	36	20	16	Center	10	18	195
P71	43	15	11	Center	7.5	21.5	108
P72	43.31	15.31	16	Center	7.62	21.62	179
P73	38	21	19.12	Corner	5.25	5.25	150
P75	42	20	10	Center	10	21	126
P81E	48.75	24.62	5.62	End	12.18	4	100
P87	41	25	12	End	12.5	8	157
PS05	11.88	Round	7.5	Center	--	--	21
PH20C	30.06	26.03	6.87	Center	Hexagon	--	82



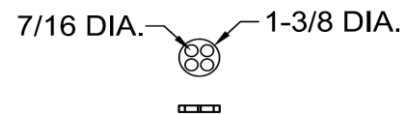
SECTION VIEW



TOP VIEW



**PSO3R SINK OUTLET
WITH INTEGRAL TAILPIECE
1 1/2" N.P.T.**



**PSOS OUTLET STRAINER
(1/2" THICK)**